

TECHNICAL FOCUS ON **GOLIATH** MUCK SPREADERS

Technical guide for making the right purchase

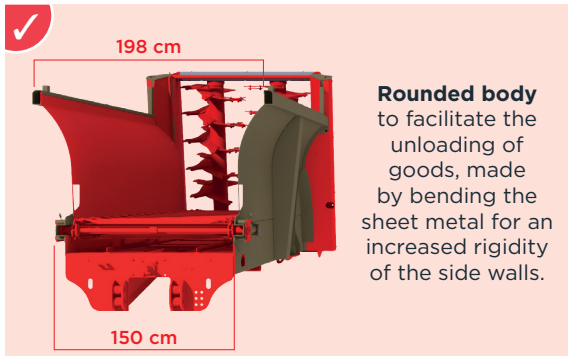


Lebowitch

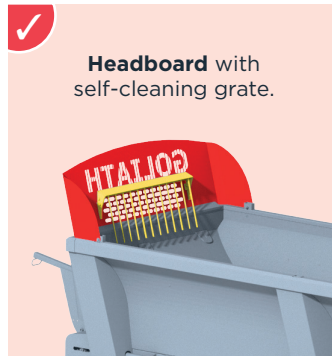
GOLIATH MUCK SPREADERS

FOR THE MOST DEMANDING PROFESSIONALS

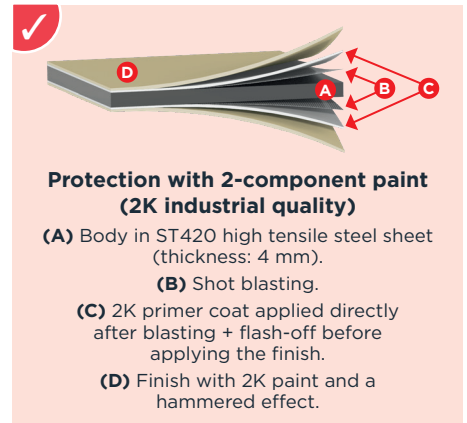
Standard  or optional equipment 




Rounded body to facilitate the unloading of goods, made by bending the sheet metal for an increased rigidity of the side walls.




Headboard with self-cleaning grate.




Protection with 2-component paint (2K industrial quality)
(A) Body in ST420 high tensile steel sheet (thickness: 4 mm).
(B) Shot blasting.
(C) 2K primer coat applied directly after blasting + flash-off before applying the finish.
(D) Finish with 2K paint and a hammered effect.




Hydraulic installation with electric control, **140 l tank** and **electrohydraulic system** protected under the hood.




(A) Steel mudguards
(B) Document tube with individualised spare parts book
(C) Hose holder and wide-angle P.T.O.-shaft with cam security.




Reinforced floor with steel wear strips



Air brakes



Hydraulic brakes



Dual brakes (hydraulic and air brakes)



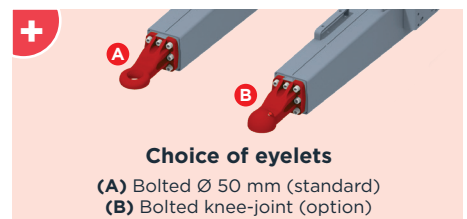
Large choice of tyres
 • Ø 1,230 to 2,060 mm
 • Width: 467 to 739 mm
 • Tyres from top brands



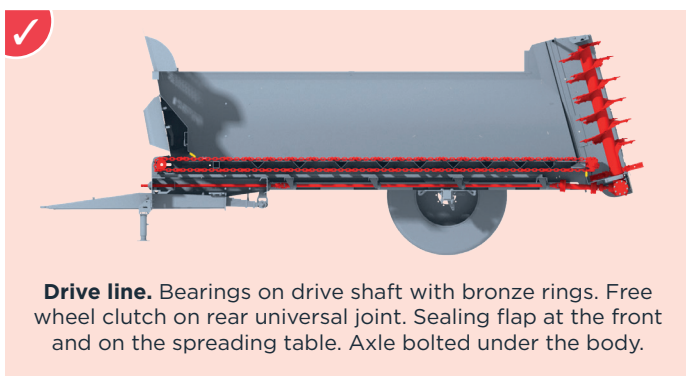
And many more!



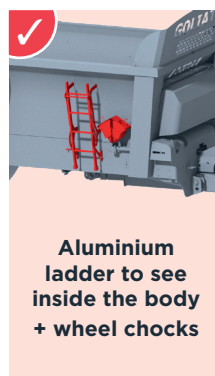
Height-adjustable sprung drawbar




Choice of eyelets
(A) Bolted Ø 50 mm (standard)
(B) Bolted knee-joint (option)




Drive line. Bearings on drive shaft with bronze rings. Free wheel clutch on rear universal joint. Sealing flap at the front and on the spreading table. Axle bolted under the body.



Aluminium ladder to see inside the body + **wheel chocks**



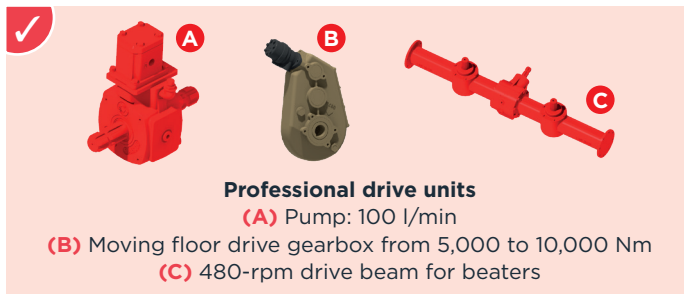
Bolted slats in closed tubes to avoid material storage + mechanically welded gearwheels.



Hydraulic moving floor tensioner with automatic tensioning safety device.




LB 300 control box




Professional drive units
(A) Pump: 100 l/min
(B) Moving floor drive gearbox from 5,000 to 10,000 Nm
(C) 480-rpm drive beam for beaters




Ø 16 shipping chains or RUBIG 20 chains



Ø 900 mm beaters and 10 mm spirals.
 Beaters with centralised lubrication.
 Galvanised deflectors with sharp edges for cutting string.
(A) Wear ring under the beaters.



Removable blades on wear ring for improved crumbling.




Reversible interchangeable blades in HARDOX 450



Standard reversible blades in Hardox 450.



Spoon knives in Hardox 450.



Hydraulic side board



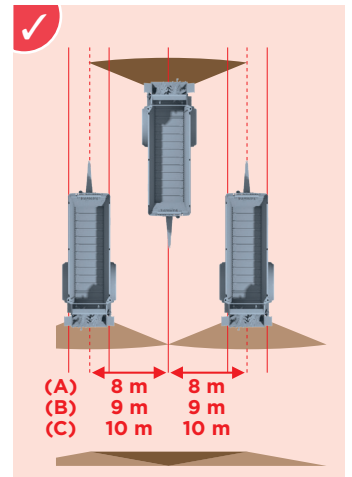
Canopy with two boards for a flexible spreading width.



Swiss canopy for a better protection on the road.



Folding door to limit height.




(A) 8 m
(B) 9 m
(C) 10 m

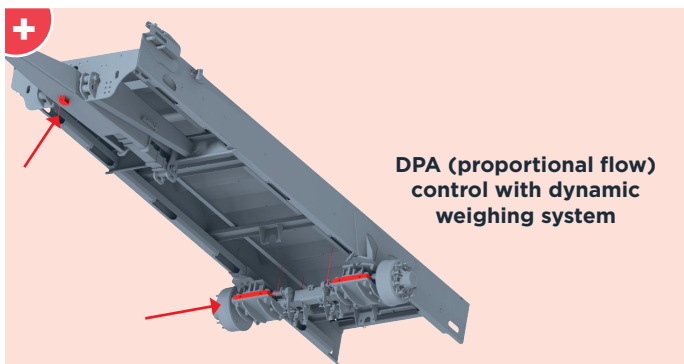
Crossing widths (variable according to the material spread):
(A) 8 m (standard)
(B) 9 m with spoon knives
(C) 10 m with spreading discs



Spreading discs under the vertical beaters, in 2 parts and easily removable.



Composting canopy



DPA (proportional flow) control with dynamic weighing system




Guillotine door (standard pre-equipment).



200 mm steel extensions



DPA (proportional flow): automatic regulation of the moving floor speed according to the door opening (except Ferti 500) and driving speed. Control box to be placed in the tractor.
(A) Simplified DPA (Ferti 500 control box)
(B) Precision DPA (Ferti 4000 control box)



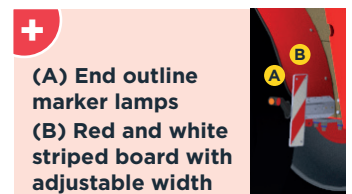
Digital work counter



Manually retractable LED lights



Side marker lights



(A) End outline marker lamps
(B) Red and white striped board with adjustable width

GOLIATH MUCK SPREADERS

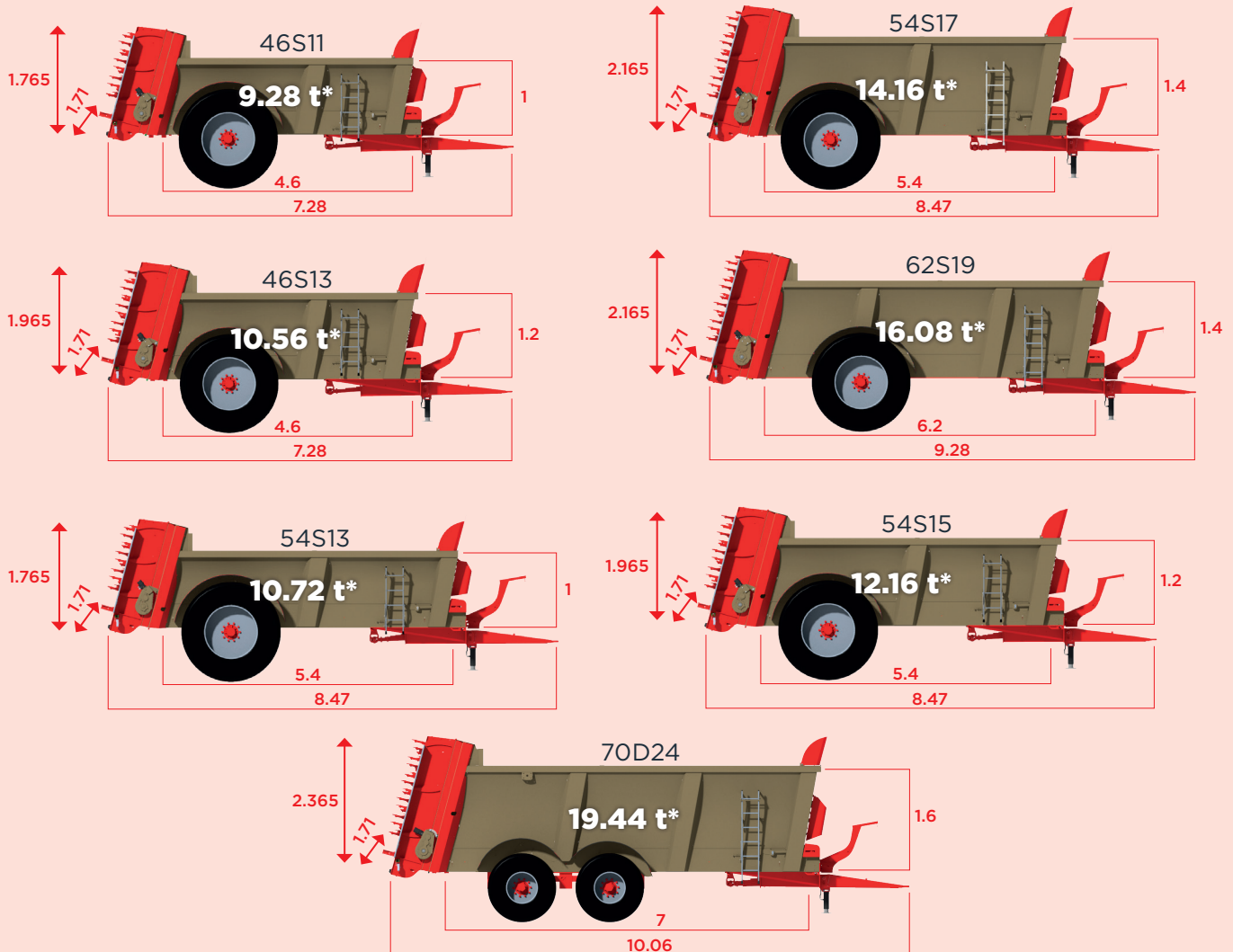
ALL MODELS

GOLIATH

evolution

- ✓ Single or double axle, from 10.7 to 24.3 m³
- ✓ Designed to withstand the toughest working conditions over time

The dimensions below are given in meters (m).



*Capacity (in t) for manure with a density of 0.8 t/m³.

Understand the model names:

- The first 2 digits correspond to the body length up to the door (in dm).
 - The letter indicates the number of axles: S = single axle, D = two axles.
 - The last 2 digits indicate the volume of manure (in m³ without extensions).
- Example: the model 46S11 corresponds to a muck spreader with a body length of 4.6 m up to the door, one axle and a volume of around 11 m³ without extensions.

leboulch

JLB leboulch

Route de Guernanville, 27330 La Vieille-Lyre (France)

Tel.: +33 2 32 30 67 47

E-mail: info@leboulch.com

www.leboulch.com

